

# Tutorial

## Palm Tree Base



### 1. Material needed:

- Palm Trees
- Tree Base 3mm
- Irregular Bases

<https://www.thingsfromthebasement.com/store/c51/Trees.html>






2. Optional: Chamfer edge of irregular base.



3. Glue tree bases on irregular base.






4. Texture base.



5. Apply base color of your choice. Rock added for variety.




6. Apply sand on base.





7. Apply second coat of base color.



8. Drybrush base with a lighter sand tone.



9. Optional: Add wash and drybrush palm trees.





10. Add wash on base to blend everything together.



11. Super glue palm trees in tree bases.



12. Optional: Add grass tufts (Gamer's Grass or other).

[https://www.thingsfromthebasement.com/store/c23/Gamer%27s\\_Grass.html](https://www.thingsfromthebasement.com/store/c23/Gamer%27s_Grass.html)

